

LPA Membership Survey - 2015

Friday, February 13, 2015

801

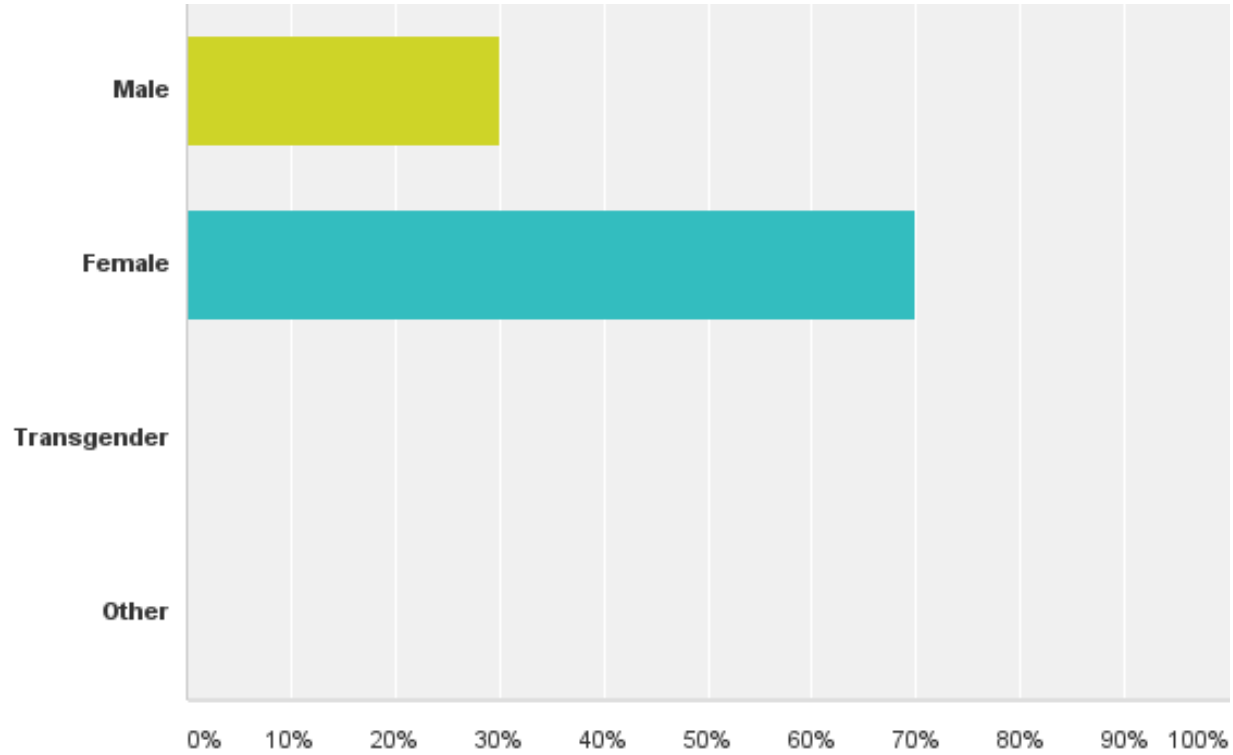
Total Responses

Date Created: Monday, January 12, 2015

Complete Responses: 668

Q1: Gender:

Answered: 801 Skipped: 0



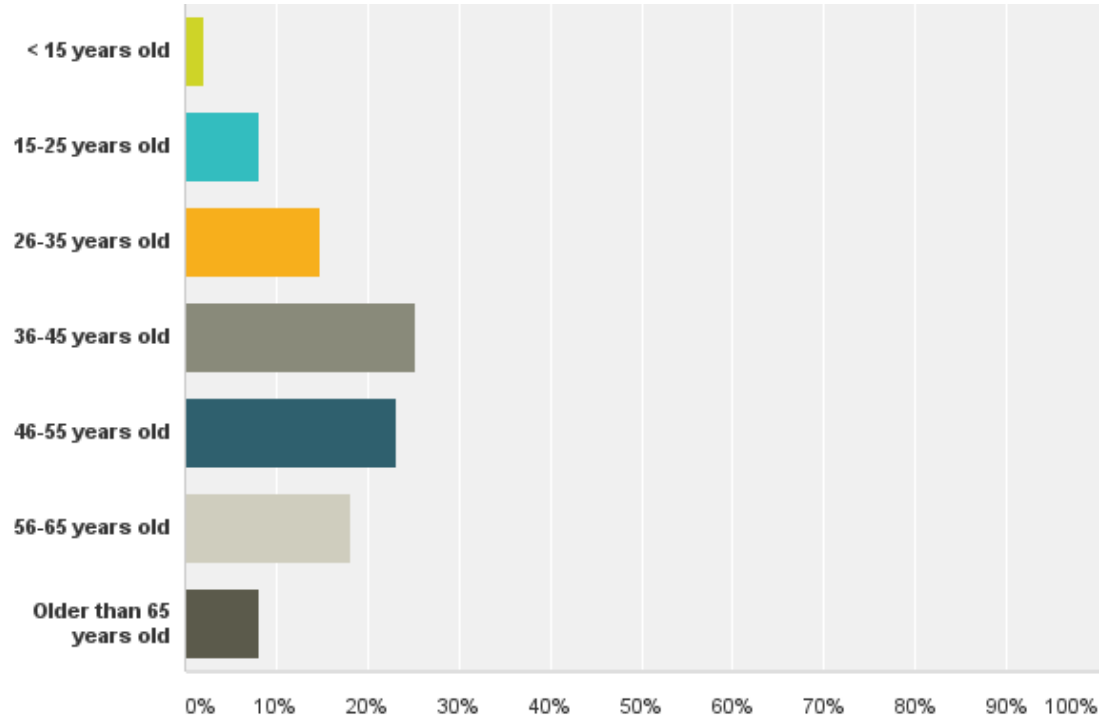
Q1: Gender:

Answered: 801 Skipped: 0

Answer Choices	Responses
Male	29.96% 240
Female	70.04% 561
Transgender	0.00% 0
Other	0.00% 0
Total	801

Q2: Age Range:

Answered: 801 Skipped: 0



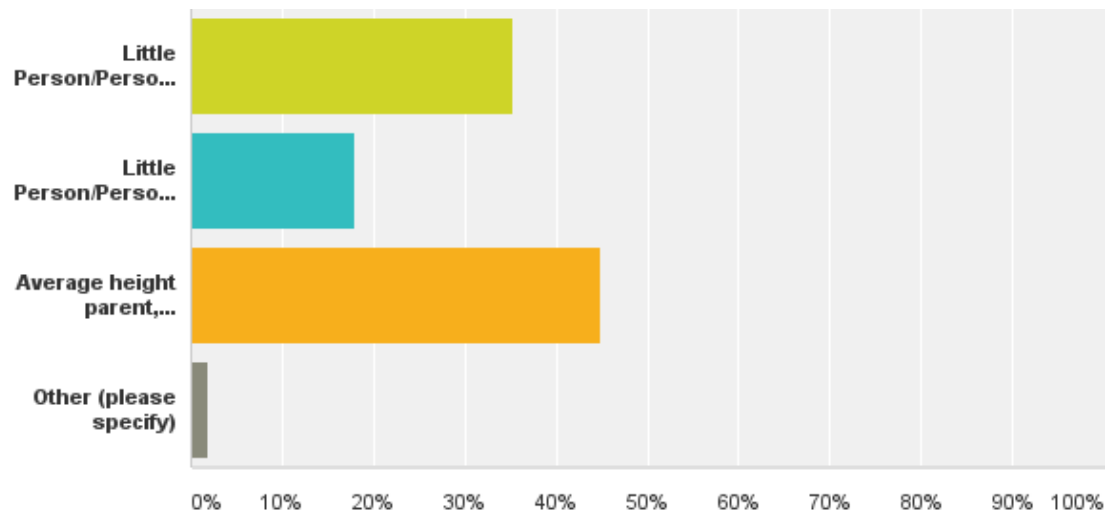
Q2: Age Range:

Answered: 801 Skipped: 0

Answer Choices	Responses
< 15 years old	2.00% 16
15-25 years old	8.11% 65
26-35 years old	14.86% 119
36-45 years old	25.34% 203
46-55 years old	23.22% 186
56-65 years old	18.23% 146
Older than 65 years old	8.24% 66
Total	801

Q3: I am a:

Answered: 801 Skipped: 0



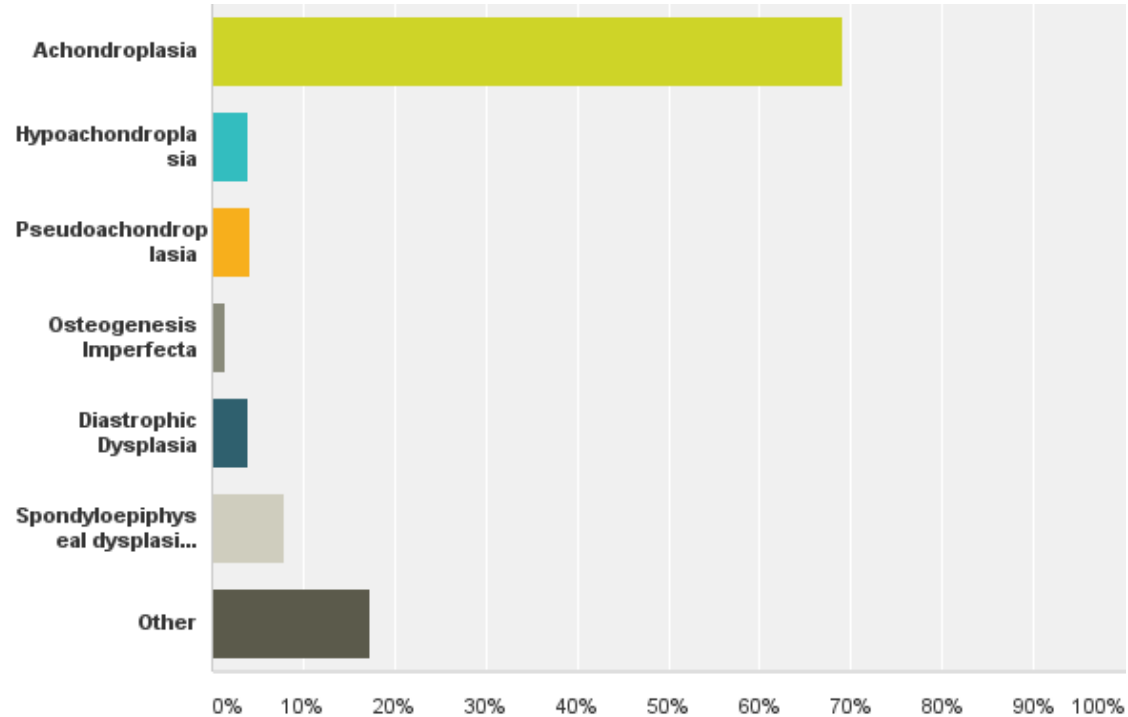
Q3: I am a:

Answered: 801 Skipped: 0

Answer Choices	Responses
Little Person/Person with Dwarfism without children	35.33% 283
Little Person/Person with Dwarfism with child(ren)	17.98% 144
Average height parent, partner/spouse, or other family member of person with dwarfism	44.82% 359
Other (please specify)	1.87% 15
Total	801

Q4: Either myself or the member(s) of my family with dwarfism have (check all that apply):

Answered: 801 Skipped: 0



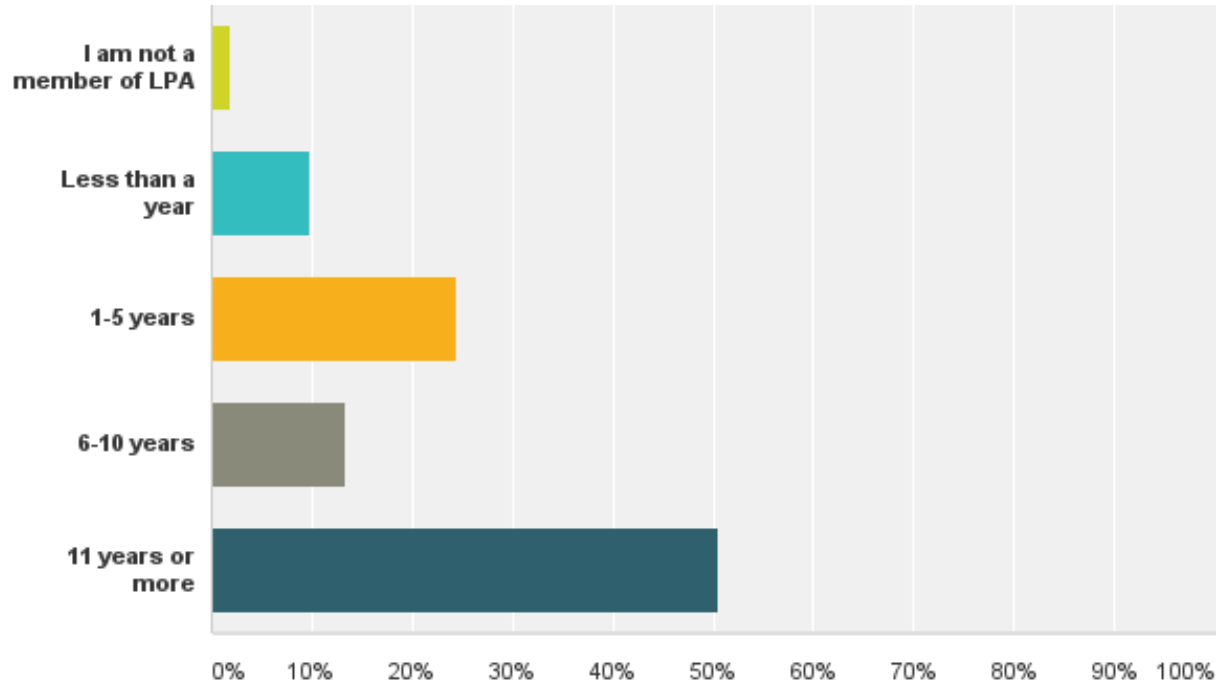
Q4: Either myself or the member(s) of my family with dwarfism have (check all that apply):

Answered: 801 Skipped: 0

Answer Choices	Responses	
Achondroplasia	69.16%	554
Hypoachondroplasia	4.00%	32
Pseudoachondroplasia	4.12%	33
Osteogenesis Imperfecta	1.50%	12
Diastrophic Dysplasia	3.87%	31
Spondyloepiphyseal dysplasia (SED)	7.87%	63
Other	17.23%	138
Total Respondents: 801		

Q5: I have been a member of LPA for:

Answered: 801 Skipped: 0



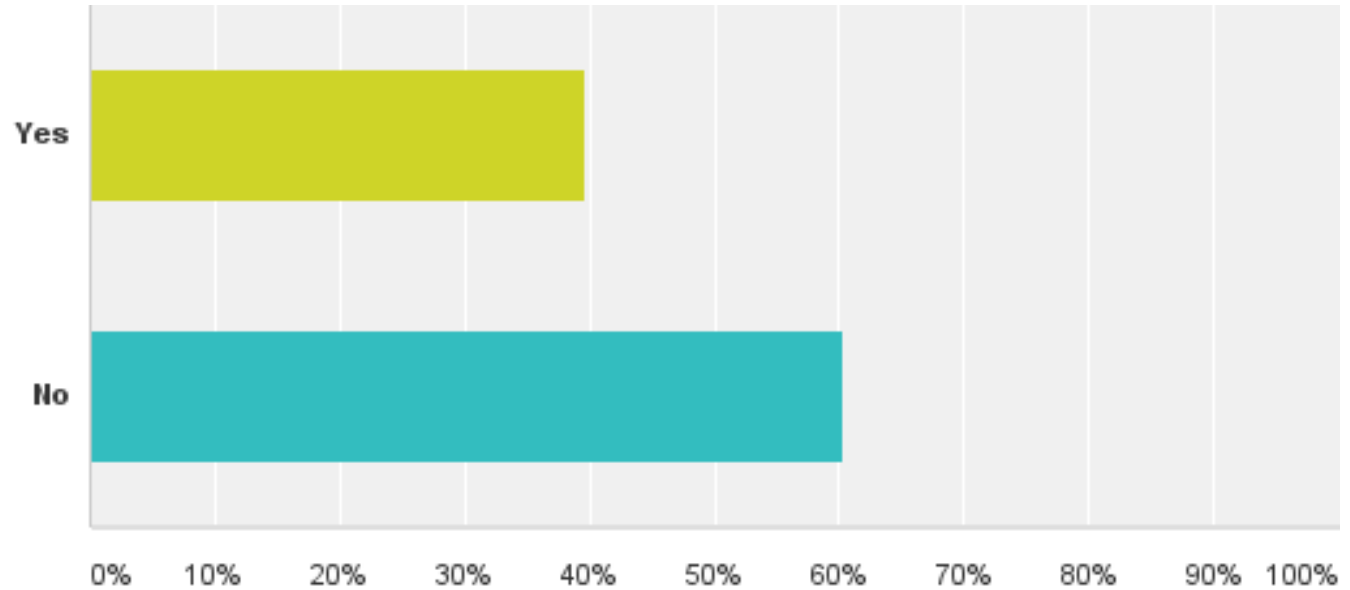
Q5: I have been a member of LPA for:

Answered: 801 Skipped: 0

Answer Choices	Responses
I am not a member of LPA	1.87% 15
Less than a year	9.86% 79
1-5 years	24.34% 195
6-10 years	13.36% 107
11 years or more	50.56% 405
Total	801

Q6: I have a “Lifetime Membership”?

Answered: 801 Skipped: 0



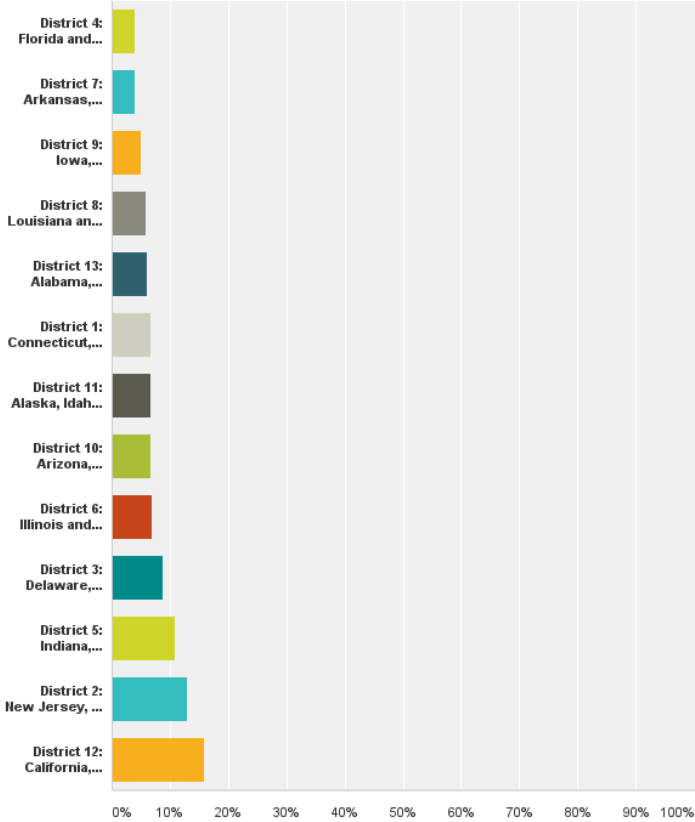
Q6: I have a “Lifetime Membership”?

Answered: 801 Skipped: 0

Answer Choices	Responses	
Yes	39.70%	318
No	60.30%	483
Total		801

Q7: I live in LPA district:

Answered: 801 Skipped: 0



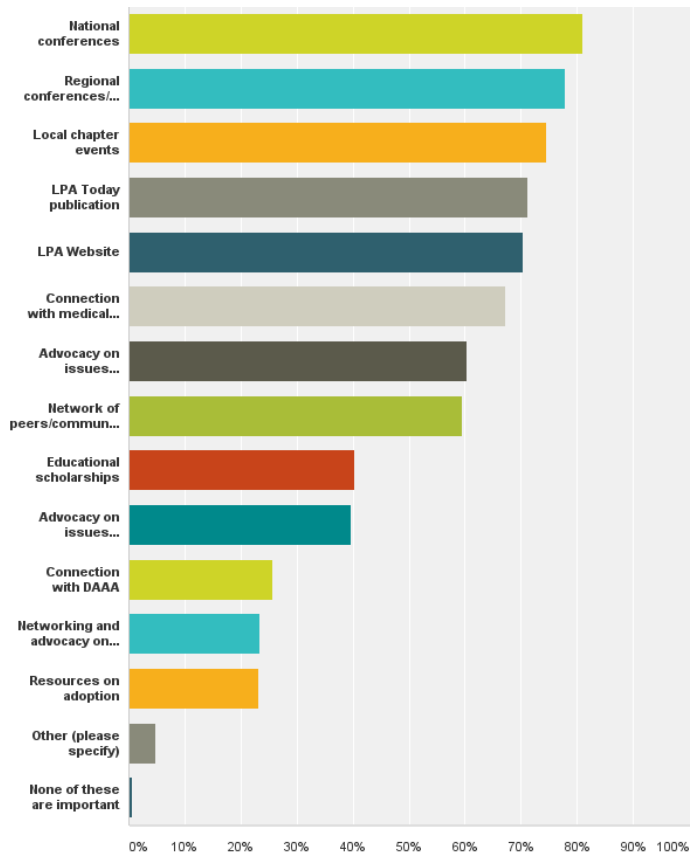
Q7: I live in LPA district:

Answered: 801 Skipped: 0

Answer Choices	Responses
District 4: Florida and Puerto Rico	3.87% 31
District 7: Arkansas, Kansas, Missouri, and Oklahoma	4.00% 32
District 9: Iowa, Minnesota, Nebraska, North Dakota, and South Dakota	4.99% 40
District 8: Louisiana and Texas	5.87% 47
District 13: Alabama, Georgia, Mississippi, and Tennessee	5.99% 48
District 1: Connecticut, Maine, Massachusetts, New Hampshire, Rhode Island, and Vermont	6.62% 53
District 11: Alaska, Idaho, Montana, Oregon, and Washington	6.62% 53
District 10: Arizona, Colorado, New Mexico, Utah, Wyoming, and El Paso, Texas	6.74% 54
District 6: Illinois and Wisconsin	6.87% 55
District 3: Delaware, District of Columbia, Maryland, North Carolina, South Carolina, and Virginia	8.86% 71
District 5: Indiana, Kentucky, Michigan, Ohio, and West Virginia	10.86% 87
District 2: New Jersey, New York, and Pennsylvania	12.86% 103
District 12: California, Nevada and Hawaii	15.86% 127
Total	801

Q8: What services/activities LPA offers are something important to you (check all that apply)?

Answered: 734 Skipped: 67



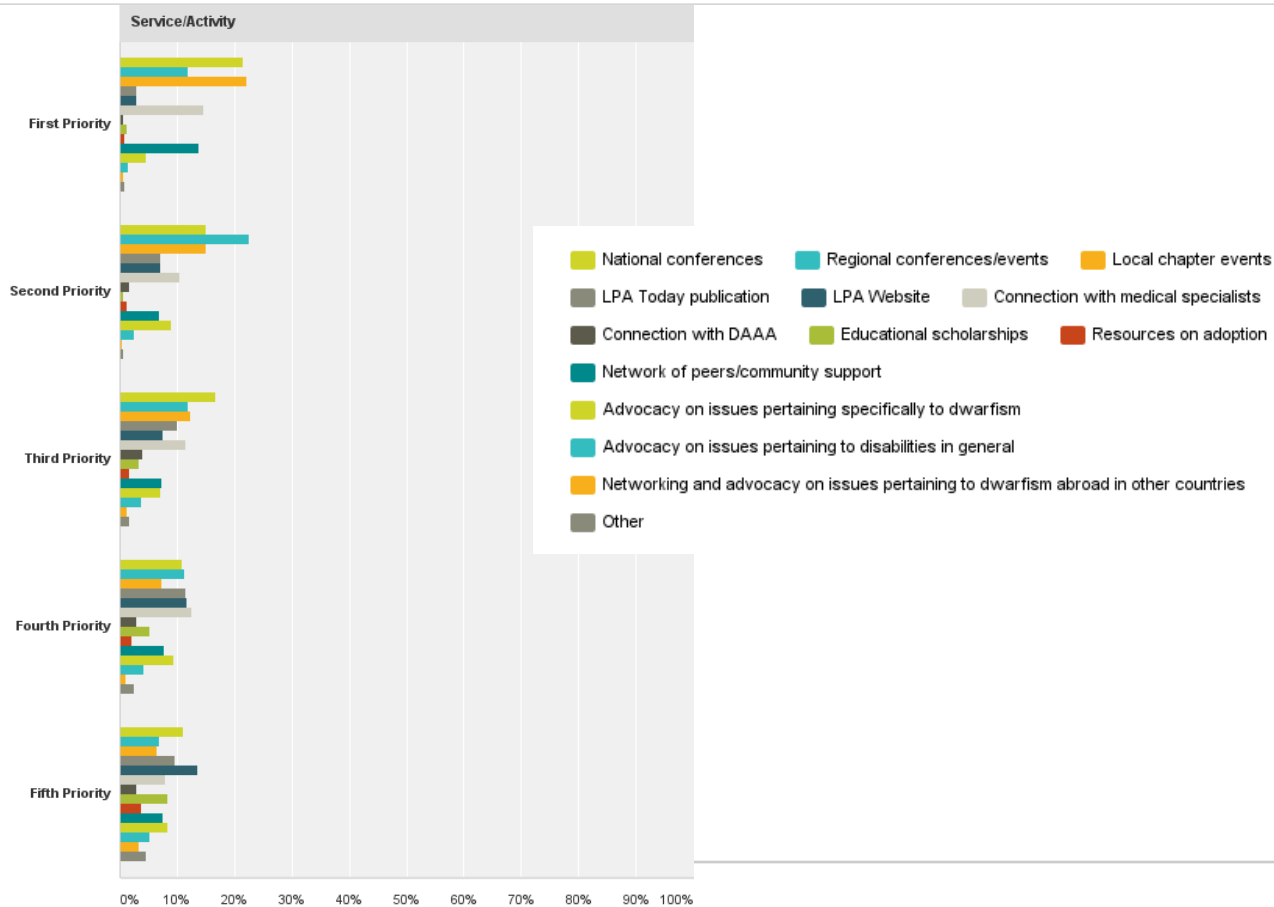
Q8: What services/activities LPA offers are something important to you (check all that apply)?

Answered: 734 Skipped: 67

Answer Choices	Responses
National conferences	80.93% 594
Regional conferences/events	77.93% 572
Local chapter events	74.52% 547
LPA Today publication	71.12% 522
LPA Website	70.30% 516
Connection with medical specialists	67.17% 493
Advocacy on issues pertaining specifically to dwarfism	60.35% 443
Network of peers/community support	59.40% 436
Educational scholarships	40.19% 295
Advocacy on issues pertaining to disabilities in general	39.65% 291
Connection with DAAA	25.61% 188
Networking and advocacy on issues pertaining to dwarfism abroad in other countries	23.30% 171
Resources on adoption	23.16% 170
Other (please specify)	4.77% 35
None of these are important	0.68% 5
Total Respondents: 734	

Q9: Of the services/activities listed above, which do you value the most:

Answered: 734 Skipped: 67



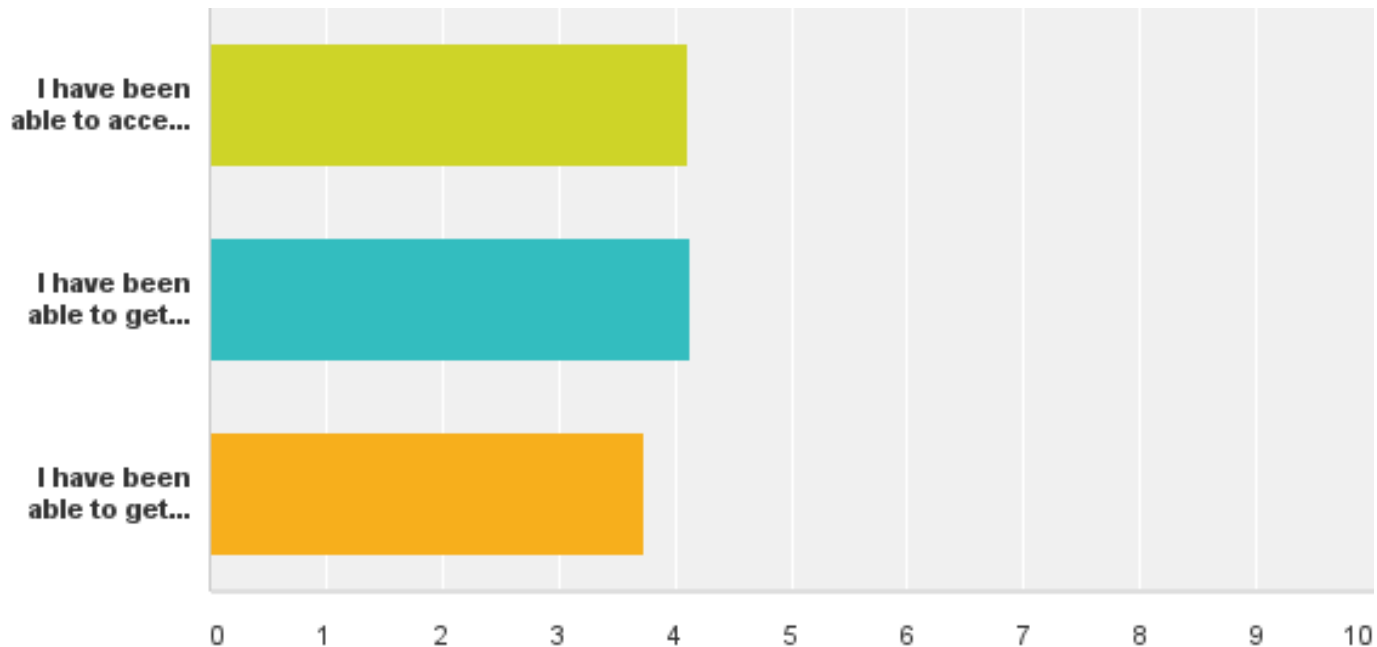
Q9: Of the services/activities listed above, which do you value the most:

Answered: 734 Skipped: 67

Service/Activity										
	National conferences	Regional conferences/events	Local chapter events	LPA Today publication	LPA Website	Connection with medical specialists	Connection with DAAA	Educational scholarships	Resources on adoption	Network of peers/community support
First Priority	21.53% 158	11.99% 88	22.07% 162	3.00% 22	2.86% 21	14.71% 108	0.68% 5	1.23% 9	0.82% 6	13.76% 101
Second Priority	14.99% 110	22.62% 166	15.12% 111	7.08% 52	7.08% 52	10.35% 76	1.63% 12	0.68% 5	1.23% 9	6.81% 50
Third Priority	16.76% 123	11.85% 87	12.26% 90	9.95% 73	7.49% 55	11.44% 84	3.95% 29	3.27% 24	1.77% 13	7.36% 54
Fourth Priority	10.90% 80	11.31% 83	7.22% 53	11.58% 85	11.72% 86	12.53% 92	2.86% 21	5.18% 38	2.18% 16	7.63% 56
Fifth Priority	11.04% 81	6.95% 51	6.54% 48	9.67% 71	13.49% 99	7.90% 58	3.00% 22	8.45% 62	3.81% 28	7.49% 55

Q10: As a member of LPA, please rate the following statements on a scale of 1-5 (1 - not at all true, 5 - extremely true):

Answered: 716 Skipped: 85



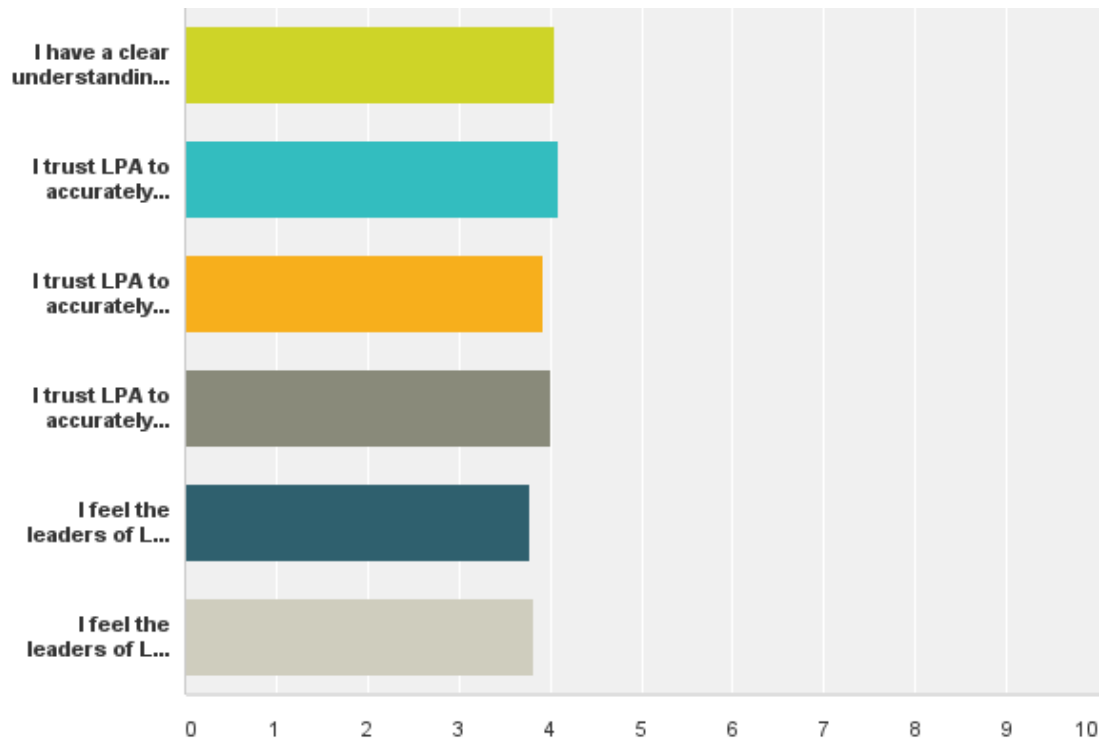
Q10: As a member of LPA, please rate the following statements on a scale of 1-5 (1 - not at all true, 5 - extremely true):

Answered: 716 Skipped: 85

	Not at all true	(no label)	(no label)	(no label)	Extremely true	N/A	Total	Weighted Average
I have been able to access medical resources that I need related to dwarfism through LPA.	3.92% 28	4.06% 29	10.77% 77	24.06% 172	40.56% 290	16.64% 119	715	4.12
I have been able to get social/peer support that I need related to dwarfism through LPA.	3.93% 28	4.21% 30	12.76% 91	22.86% 163	45.58% 325	10.66% 76	713	4.14
I have been able to get advocacy assistance I need related to dwarfism through LPA.	4.83% 34	5.68% 40	14.77% 104	20.31% 143	22.87% 161	31.53% 222	704	3.74

Q11: Please rate the following statements on a scale of 1-5 (1 - not at all true, 5 - extremely true):

Answered: 715 Skipped: 86



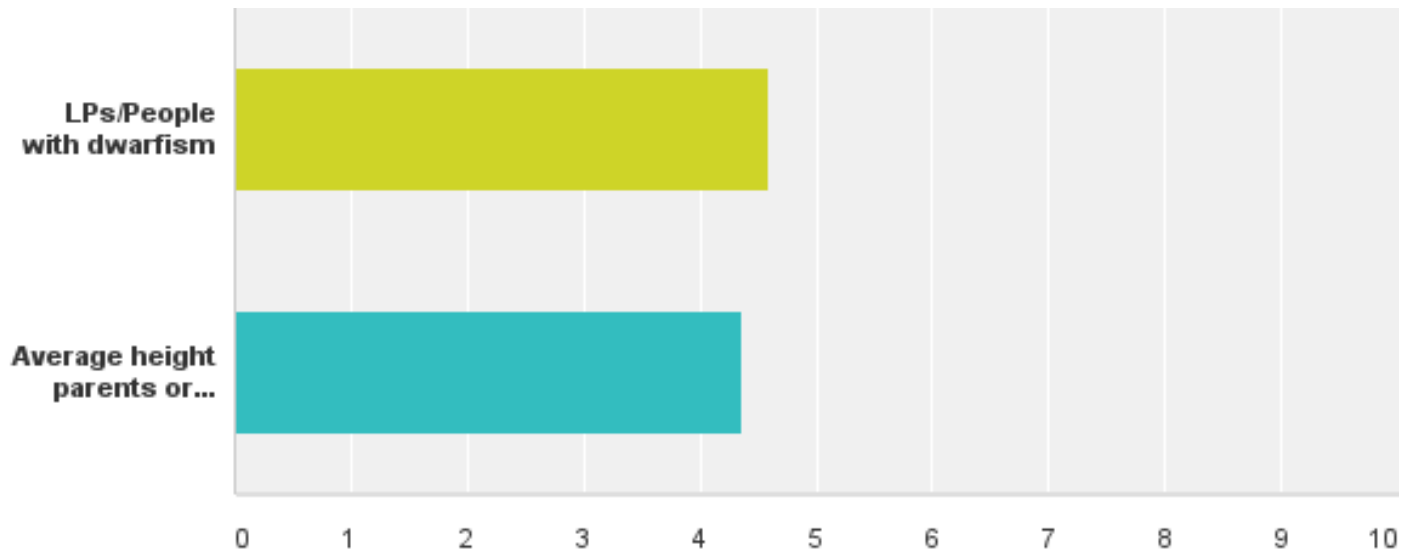
Q11: Please rate the following statements on a scale of 1-5 (1 - not at all true, 5 - extremely true):

Answered: 715 Skipped: 86

	Not at all true	(no label)	(no label)	(no label)	Extremely true	Total	Weighted Average
I have a clear understanding of LPA's mission and goals.	1.96% 14	5.17% 37	18.18% 130	35.38% 253	39.30% 281	715	4.05
I trust LPA to accurately represent my feelings or beliefs on dwarfism in the media.	2.11% 15	4.36% 31	16.74% 119	36.43% 259	40.37% 287	711	4.09
I trust LPA to accurately represent my feelings or beliefs on dwarfism regarding political issues/initiatives.	2.68% 19	6.76% 48	22.39% 159	31.83% 226	36.34% 258	710	3.92
I trust LPA to accurately represent my feelings towards medical advancements and research which affect or relate to dwarfism.	2.54% 18	6.20% 44	17.32% 123	36.76% 261	37.18% 264	710	4.00
I feel the leaders of LPA actively engage and communicate well with the rest of the organization.	4.23% 30	8.04% 57	22.57% 160	35.40% 251	29.76% 211	709	3.78
I feel the leaders of LPA are interested and open to hearing the opinions and ideas of its membership.	3.81% 27	8.90% 63	20.90% 148	33.90% 240	32.49% 230	708	3.82

Q13: How likely are you to encourage the people listed below to become a member of LPA?

Answered: 670 Skipped: 131



Q13: How likely are you to encourage the people listed below to become a member of LPA?

Answered: 670 Skipped: 131

	Not at all likely	(no label)	(no label)	(no label)	Extremely likely	Total	Weighted Average
LPs/People with dwarfism	1.20% 8	1.65% 11	6.77% 45	17.89% 119	72.48% 482	665	4.59
Average height parents or family members	2.12% 14	3.64% 24	13.35% 88	18.21% 120	62.67% 413	659	4.36